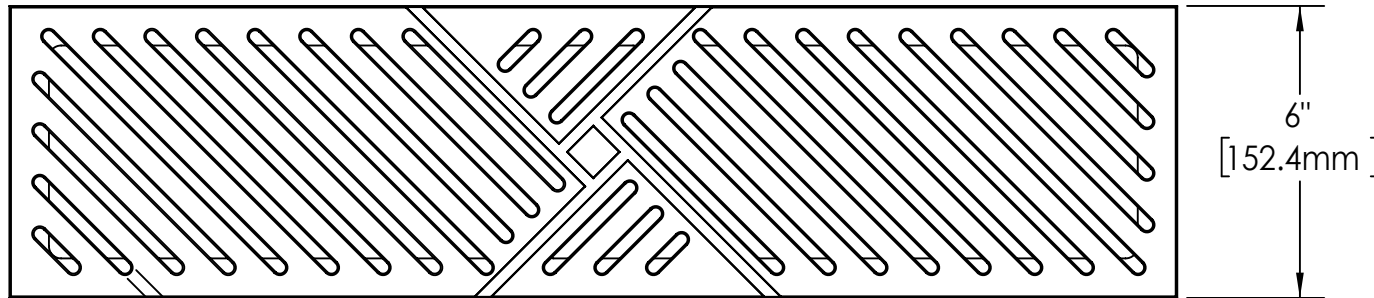


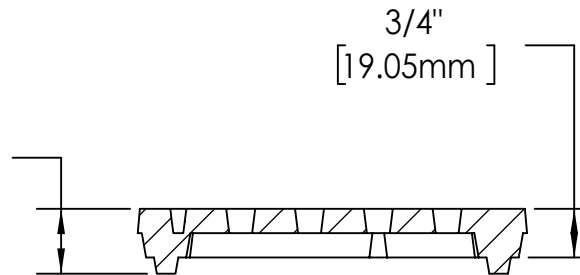
Grinding pads for final leveling. File or grind to level, if required.



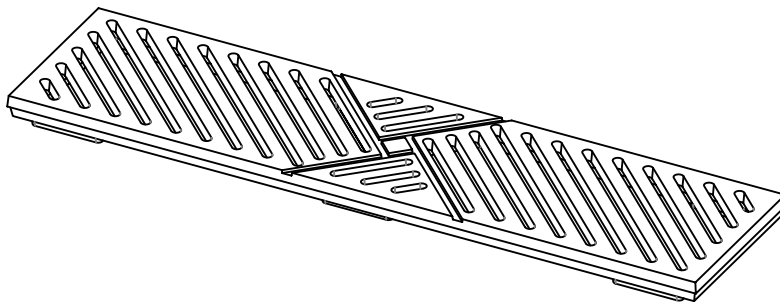
1/4"  
[6.35mm]

3/4"  
[19.05mm]

1"  
[25.4mm]



SECTION A-A  
SCALE 1 : 3



6TRCEN  
CENTURY  
6" Trench Grate

Trench Grate for Pedestrian loads only.

1/4" maximum slot opening for A.D.A. compliance and pedestrian safety.

Cast from Gray Iron, or Aluminum from 100% Recycled Materials. Or Brass alloy C854 yellow brass

Finish: Unfinished, or Black Dip, or Enamel Paint, or Polyurethane Paint, or Powder Coat. Zinc undercoat available.

Specify finish and color.

Use Frame Model: 9000F-6-X

Clear opening: 34 sq.In. /Ln.Ft.

Weight per LN/FT.  
Iron: 8 lb./ 4 Kg.  
Aluminum: 3 lb./ 1.35 Kg.  
Brass: 9.5lb. 4.8 Kg.

Frames (sold separately) are ordered by the Linear Foot. Frames are made in sections such that no length is greater than 10ft. or shorter than 24".

Please specify if multiple run lengths are required to avoid field modification.

DO NOT SCALE DRAWING

**IRONSMITH**  
41-701 Corporate Way #3  
Palm Desert, CA 92260  
(800) 338-4766  
(760) 776-5080 Fax

**PROPRIETARY AND CONFIDENTIAL**

This drawing embodies a confidential design of IRONSMITH, INC. Palm Desert, CA. All design, manufacturing, reproduction, use, sale, and other rights regarding the same are expressly reserved. This drawing is submitted under confidential relationship for a specific purpose and the recipient agrees by accepting this drawing not to supply or disclose any information regarding it to any unauthorized person or to incorporate any special feature peculiar to this design in other projects. The information in this drawing may be covered completely or in part by patents pending.